

Garbage collection calendar

Garbage collection days vary by school zone (district). Use the calendar to confirm the garbage collection days for your area.

School zone (district)	Type	Burnable garbage	Crushable garbage/hazardous garbage	Cans, glass bottles & plastic bottles	Paper and cloth	Plastic containers and wrapping
Shinbanchō (Nissin, Nibanchō) Kameoka, Aji, Mure (Hokubu)	Every	Mon. Thu.	2nd 4th Fri.	1st 3rd Tue.	2nd 4th Tue.	Every Wed.
Takamatu Daiichi (Matsushima, Tsukiji, Shinshioyamachi), Hanazono, Sinbanchō (Yobanchō), Shionoe	Every	Tue. Fri.	2nd 4th Mon.	1st 3rd Thu.	2nd 4th Thu.	Every Wed.
Ritsurin, Ota, Kagawa (Asano)	Every	Mon. Thu.	1st 3rd Fri.	2nd 4th Tue.	1st 3rd Tue.	Every Wed.
Tsuruo, Ichinomiya, Enza, Kawaoka, Kagawa (Kawahigashi)	Every	Mon. Thu.	1st 3rd Tue.	2nd 4th Fri.	1st 3rd Fri.	Every Wed.
Kita, Hayashi, Tahi, Kokubunji (Nanbu)	Every	Tue. Fri.	1st 3rd Mon.	2nd 4th Thu.	1st 3rd Thu.	Every Wed.
Yashima, Furutakamatsu, Mure (Nanbu)	Every	Tue. Fri.	2nd 4th Thu.	1st 3rd Mon.	2nd 4th Mon.	Every Wed.
Danshi, Tsuruuchi, Kozai, Kinashi, Shimokasai, Kokubunji (Hokubu)	Every	Mon. Thu.	2nd 4th Tue.	1st 3rd Fri.	2nd 4th Fri.	Every Wed.
Maeda, Mitani, Kawazoe, Busshozan, Kawashima, Sogo, Nishieta, Higashieta, Kounan, Kagawa (Ohno)	Every	Tue. Fri.	1st 3rd Thu.	2nd 4th Mon.	1st 3rd Mon.	Every Wed.

*As a general rule, there is no garbage collection on the weekend and around the New year holidays (December 29 to January 3). *Garbage is collected on holidays. *Properly separate and dispose of garbage.
*Put **Burnable** and **Crushable garbage** in their **designated garbage bags** before disposal. ○ There are exceptions in some school zones (districts). If you have any questions, call one of the phone numbers below.

Inquiries

● Regarding regular collection of household garbage
Environmental services section
TEL 087-861-4524

● Inquiries regarding garbage
Consultation office
TEL 087-839-2370



Burnable garbage

Place at the collection point by 8:00 AM

Put burnable garbage in a **Takamatsu City designated garbage bag**.
Burnable garbage is limited to items with a **length, width, and height of 50 cm or less** and a **weight of 10 kg or less**.

Important points when disposing of garbage

Kitchen waste

Excess water causes offensive odors and rotting

● Sufficiently drain **excess water**.

Trimmings

Less than 50 cm

Less than 30 cm

Bundle and tie with string

● Individual trimmings must be 5 cm or less in diameter. Up to two bundles with diameters of 30 cm or less and lengths of 50 cm or less can be disposed of as burnable garbage. Dispose of three or more bundles as **Special and oversized garbage**.

Albums, calendars, etc.

Either affix with or wrap with a designated garbage bag (large)

● Dispose of items that have **metal** attached as **Crushable garbage**.

Some items classified as burnable garbage

- Kitchen waste such as food scraps
- Small twigs, wood scraps, etc.
- Video tapes, cassette tapes, etc.
- Fabric scraps such as balls of yarn, stuffed toys, etc.
- Scrap paper such as letters, direct mail, note paper, and photos
- Paper products such as alcohol cartons (paper cartons with non-white interiors) and paper cups


Some items classified as burnable garbage

- Video and cassette tapes
- Carpets and rugs (made of natural materials)
- Ashes

When disposing of **tape cases** only, dispose of them as **Crushable garbage**.

Limited to items that can be folded to 50 cm or less and placed in a designated garbage bag. **Dispose of items that cannot fit in a bag as Special and oversized garbage.**

Limited to small volumes (two bags or less) that have been moistened with water to prevent scattering. **Dispose of three or more bags as Special and oversized garbage.**



Crushable garbage (unburnable garbage)

Place at the collection point by 8:00 AM

Put burnable garbage in a **Takamatsu City designated garbage bag**.
Crushable garbage is limited to items with **dimensions of 100 × 50 × 50 cm or less** and a **weight of 10 kg or less**.

Important points when disposing of garbage

Razors, needles, etc.

Wrap these items carefully to prevent danger and write “**危険**” (danger) on the wrapping.

Containers and compacts for cosmetics and perfumes

Remove the contents before disposing of these items.

Small consumer electronic products such as microwave ovens

Dispose of items with dimensions larger than 100 × 50 × 50 cm or a weight of 10 kg as **Special and oversized garbage**.

Some items classified as crushable garbage

- Glass scraps such as glass tableware and vases
- Ceramic products such as tableware and vases
- Small metal products such as kettles and pots
- Leather and composite leather products such as sandals, bags, and shoes
- Metal bottle caps and lids
- Aluminum containers such as aluminum foil and aluminum bowls
- Plastic products such as buckets, washbowls, and rubber gloves
- Small consumer electronic products such as hair dryers, irons, and toasters

Some items classified as crushable garbage

- Thermometers and medical thermometers (that do not include mercury)
- Vinyl sheets
- Eighteen-liter square metal cans, kerosene cans, etc.

Dispose of items that include **mercury** as **Hazardous garbage**.

Limited to small amounts (two bags or less) that have been cut to 1 m × 1 m or less. Items used in industries such as farming **will not be collected**.

Remove all contents before disposing of these items.

* Except recyclable consumer electronic items and computers.



Hazardous garbage

Place at the collection point by 8:00 AM

Put hazardous garbage in a transparent plastic bag and dispose of it on **the day designated for Crushable garbage/hazardous garbage**.

Important points when disposing of garbage

Fluorescent tubes

Before disposing of fluorescent tubes, put them back in their original container. If the container is no longer available, dispose of the fluorescent tube as is.

Dry-cell batteries

Before disposing of dry-cell batteries, put them in a transparent plastic bag. **Button batteries and small rechargeable batteries will not be collected.**

Examples of hazardous garbage

- Fluorescent tubes
- Cylindrical dry-cell batteries
- Thermometers that contain mercury
- Lighters



Place at the collection point by
8:00 AM

Examples of cans, glass bottles, and plastic bottles

- Steel and aluminum cans (Cans for beverages, rice crackers, tea, etc.)
- Glass bottles (Bottles for beverages, vinegar, instant coffee, cosmetics, etc.)
- Plastic bottles (Bottles for beverages, alcohol, sweet cooking rice wine, sweet cooking rice wine flavoring, soy sauce, noodles sauce, vinegar, condiments, etc.)



Cans, glass bottles, and plastic bottles

◎ One bag is limited to
40 L or less and 10 kg or less.



One bag = 40 L or less 10 kg or less

Important points when disposing of garbage


Spray cans, gas cartridges, etc.



- Before disposing of spray cans, expel all the gas, and then **punch a hole** in the can.

* Holes can be punched into cans easily and safely by using a commercially available hole puncher.

Items that contained liquids



- Before disposing of these items, **remove the cap and label**, and rinse lightly with water. Dispose of the caps and labels as **Plastic containers and wrapping**.

Alcohol and beer bottles



- As a general rule, **return alcohol and beer bottles to a liquor store**.



Place at the collection point by
8:00 AM

Examples of plastic containers and wrapping

- Wrappings such as wrap and film wrappings
- Packs for eggs and tofu
- Food trays for meat and fish
- Bottles such as shampoo and body soap containers and dish washing soap containers
- Plastic bags such as candy bags, bread bags, and bags for frozen foods
- Cups such as cups for instant noodles and desserts like pudding

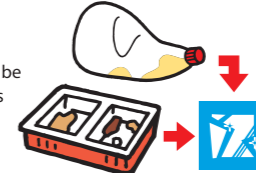


Plastic containers and wrapping

Important points when disposing of garbage

Containers, wraps, food trays, etc.

- Remove the contents and soiling before disposing of these items. If soiling cannot be removed, treat these items as **Crushable garbage**.



One bag = 40 L or less

Caps of plastic bottles, etc.

- Remove plastic caps from items such as plastic bottles before disposing of them. Dispose of non-plastic caps as **Crushable garbage**.



Items not collected as plastic containers and wrapping

- Plastic toys, plastic buckets, hoses, hangers, toothbrushes, scissors and razors (with plastic handles): **Crushable garbage**
- Plastic bottles: **Cans, glass bottles, and plastic bottles**
- Lighters (gas lighters): **Hazardous garbage**
- Syringes (including needles): **Will not be collected**
Contact your hospital or an infectious waste collection and disposal company.

For more efficient recycling, do not **double bag*** garbage.

* Double bag: placing garbage in several small bags such as plastic grocery bags and then placing them in a single garbage bag.



Place at the collection point by
8:00 AM

Examples of paper and cloth

- Newspaper and inserted advertisements
- Cardboard
- Cloth and clothing such as Western and Japanese clothing, underwear, sheets, and towels
- Magazines (weekly magazines, comic book magazines, and publications)
- Paper containers and wrapping (paper boxes, paper bags, and wrapping paper), paper shopping bags, paper cans, photograph mounts, and paper trays
- Paper cartons (with white interiors, such as milk and juice cartons)



Paper and cloth

Important points when disposing of garbage

Paper containers and wrapping such as paper bags and wrapping paper

- Before disposing of these items, tie them crosswise with string or place them in a paper bag. If the contents or soiling cannot be removed, treat the item as **Burnable garbage**. If vinyl or plastic is attached to item, treat it as **Crushable garbage**.
- Contents must be removed from items such as cylindrical paper cans and paper sticks.



Cloth and clothing such as Western and Japanese clothing, underwear, sheets, and towels

- These items can be recycled as is. Before disposing of them, put them in a milky white or semitransparent plastic bag.



Newspapers, magazines, etc.

- Separate newspapers and magazines, and then tie them crosswise with string.



Paper cartons with white interiors

- Wash and cut open paper cartons, and then tie them with string.



Items not collected as paper and cloth

- Futons and floor cushions
A small volume of items (two bags or less) that can fit into the designated garbage bag (large) can be disposed of as **Burnable garbage**. If they cannot fit into the designated garbage bag or there is a large volume of items, dispose of them as **Special and oversized garbage**.
- Paper and cloth used for pets
Dispose of these items as **Burnable garbage**.



Disposing of special and oversized garbage

1. Using the number on the right, call the Oversized garbage collection office and request collection.

2. Purchase a Special and oversized garbage collection sticker at a city-designated convenience store or supermarket.

3. Write the receipt number confirmed when requesting collection on the Special and oversized garbage collection sticker, and then affix the sticker to the oversized garbage to be collected. Put the garbage out for collection at the designated time and place.

Special and oversized garbage

A fee is charged for the collection of special and oversized garbage.

To request collection of special and oversized garbage, call the number below.

■ Oversized garbage collection office
TEL 087-834-0366

Hours of operation: 9:00 AM to 4:00 PM Monday to Friday (excluding holidays)

Take care to dial the phone number correctly.

Recyclable items

The following items have their own designated collection location.

- Items subject to consumer electronics recycling law (CRT-based, liquid crystal, and plasma televisions; air conditioners; washers and dryers; and refrigerators and freezers)
- Two-wheeled vehicles (motorcycles)
- Boats made of fiber reinforced plastics
- Mobile telephones
- Home computers
- Fire extinguishers

